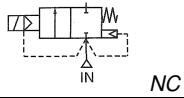


Media: air – water – gas – light oil
 Pressure range: 0.5 to 140 Bar max
 Media temperature: -15 °C +145 °C max
 Ambient temperature: -15 °C to +50 °C
 Media viscosity: 50 centistokes max
 Mounting: coil upright
 Opening / Closing time: 200 mSec Max



2/2 Brass

3/8 – 1/2

NORMALLY CLOSED

2 WAY SERVO ASSISTED

0.5 – 140 Bar

TYPE GB



PRESSURE

Ø Port BSP	Ø Orifice (mm)	Flow Kv Ltr/ min	Coil	Pressure Rating (Bar) ΔP			Seals	Max Media Temp. °C	Part Number
				Min	Max AC	Max DC			
3/8	13	35	22003	0.5	100	70	NBR FKM	+80 +145	GB10N4 +voltage GB10V4 +voltage
3/8	13	35	22005	0.5	140	100	NBR FKM	+80 +145	GB10N5 +voltage GB10V5 +voltage
1/2	13	38	22003	0.5	100	70	NBR FKM	+80 +145	GB15N4 +voltage GB15V4 +voltage
1/2	13	38	22005	0.5	140	100	NBR FKM	+80 +145	GB15N5 +voltage GB15V5 +voltage

OPTIONS

IP65 Coil & Connector PG9 – DIN 43650 A
 ATEX 22003EX Coil: ATEX EExmII T4 II 2G & 2D IP65 T130°C (Pressure 50% of 22005 coil)
 NPT Thread

ELECTRICAL DATA

Voltage (-10% + 10%) Continuous duty 100%		Coil	Power Consumption		Insulation class	Enclosure	Electrical connections
~	=		Inrush	Holding			
24 – 48 – 110 – 240 – 380 (50 or 60 Hz)	12 – 24 – 48 – 110 – 220 (DC)	22003	23VA	17VA	H 180 °C	IP 65 with connector	3 spades DIN 43650A DIN 40050 VDE 0110
			15 Watts				
24 – 48 – 110 – 230 (50 or 60 Hz)	12 – 24 – 48 – 110 – 220 (DC)	22005	33VA	24VA			
			18.5 Watts				

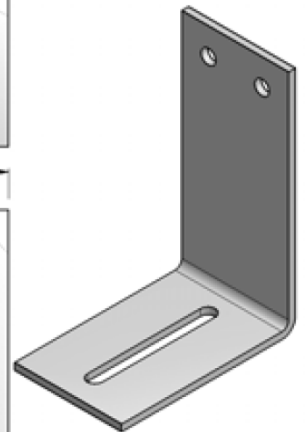
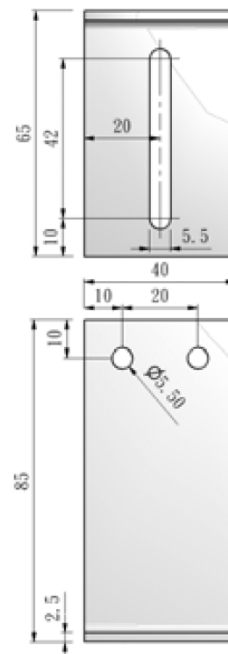
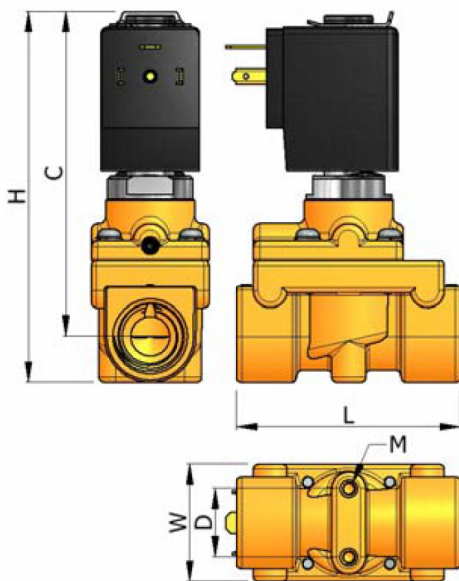
CONSTRUCTION

Body: Brass
 Tube and internal parts: Stainless steel
 Seals and gaskets: NBR (Optional FKM)
 Moulded coil: DuroPlast ThermoSet Resin

REPAIR KIT

Diaphragm Seal	GB + orifice + seal material
Coil	Coil size (22003 or 22005) + voltage
Armature assembly (Normally Closed)	Part Number + armature

OVERALL DIMENSIONS



Model	Dimensions (mm)							Weight Kg	
	L	W Coil		H	C	D	M	22004 coil	22005 coil
		22003	22005						
10 (3/8)	68	32	36	109	95	20	M4	0.75	1.05
15 (1/2)	68	32	36	109	95	20	M4	0.72	1.02