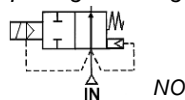


Media: Air, Water or oil
 Pressure range: 0.3 to 16 bar max
 Media temperature: -15°C to +100°C
 Ambient temperature: 0° to +60°C
 Media viscosity: 50 centistokes max
 Cycle life: 500,000 cycles
 Opening / Closing time: 3-5 Sec



2/2 Stainless Steel 316

DN50 – DN300

NORMALLY OPEN

2 WAY SERVO ASSISTED

0.3 – 16 Bar


TYPE NOBFE-SS



PRESSURE

Ø Port PN16	Ø Orifice (mm)	Flow Kv M³/Hr	Pressure Rating (Bar) ΔP		Seal	Part Number
			Min	Max		
DN50	50	57.7	0.3	16	NBR (80°C) *FKM (100°C)	NOBFE50SS + seal + voltage
DN65	65	80.8	0.3	16		NOBFE65SS + seal + voltage
DN80	80	107.7	0.3	16		NOBFE80SS + seal + voltage
DN100	100	200	0.3	16		NOBFE100SS + seal + voltage
DN125	125	300	0.3	16		NOBFE125SS + seal + voltage
DN150	150	423	0.3	16		NOBFE150SS + seal + voltage
DN200	200	769.2	0.3	16		NOBFE200SS + seal + voltage
DN250	250	1230.8	0.3	16		NOBFE250SS + seal + voltage
DN300	300	1692.3	0.3	16		NOBFE300SS + seal + voltage

OPTIONS

IP65 Coil & Connector PG 11 – DIN 43650A
 ATEX 22003EX Coil: ATEX EExmII T4 II 2G & 2D IP65 T130°C 
 Other flange options ANSI150Lb, JIS10K, JIS20K
 Other custom made size, seal and media options available upon request

ELECTRICAL DATA

Voltage (-10% +10%) Continuous Duty 100%		Coil	Power Consumption		Insulation Class	Enclosure	Electrical Connections
~	=		Inrush	Holding			
24 – 110 – 230 (50 or 60 Hz)		M17	35 VA	26 VA	H 180°C	IP65 with connector	3 spades DIN 43650 DIN40050 VDE0110
	12 – 24		19 Watts				

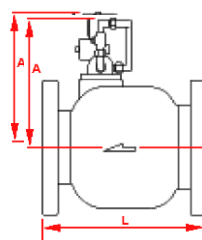
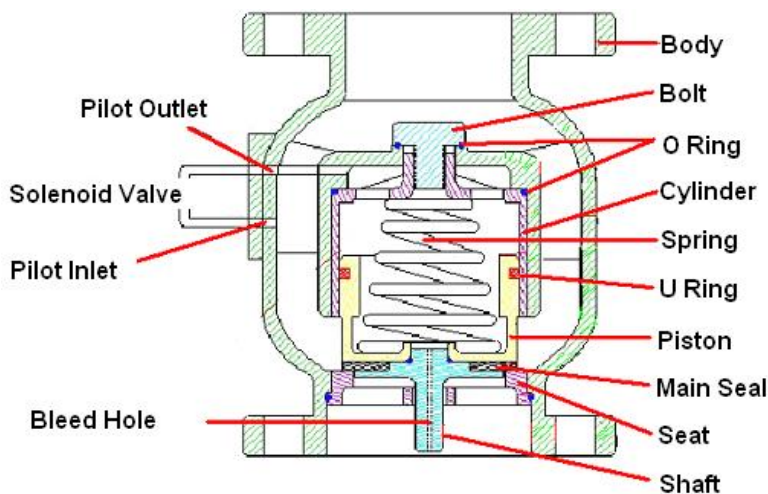
CONSTRUCTION

Body & Piston: 316 Stainless steel (100% Pressure tested to 35 bar)
 Seat + Shaft: Stainless steel
 Bolts: Stainless Steel
 Spring: Stainless steel
 Ports: Flanged PN16 RF
 Seals and gaskets: FKM
 Control pipe work circuit + fittings: 304 stainless steel

REPAIR KIT

Piston U Ring	SP + Valve Part Number - URING
External control pipework + solenoid	NOBFESS + seal – PIPEWORK + voltage
Coil	M17 + Voltage

OVERALL DIMENSIONS



Port	L	A	Kg
DN50	190	187	12
DN65	210	192	15
DN80	225	210	18
DN100	250	222	24
DN125	280	235	32
DN150	310	260	44
DN200	420	300	87
DN250	470	335	152
DN300	530	370	202

